



# ENERG



**INDESIT**


**BWE 91485X WS EU N**



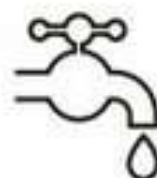
**57** kWh /



**9,0** kg



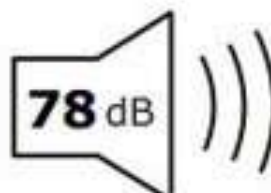
**3:40**



**50** L



ABCDEF**G**



ABC**D**