




# ENERG



WHIRLPOOL

WSFO 3023 PF (2)



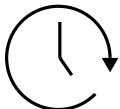
**76** kWh / 



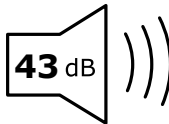
**10** x



**9,0** L



**4:00**



**ABCD**